

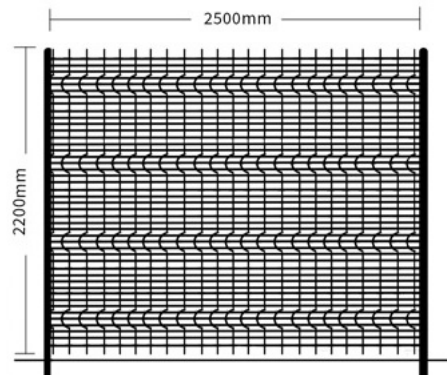
PERIMETER FENCING

STORM SECURE

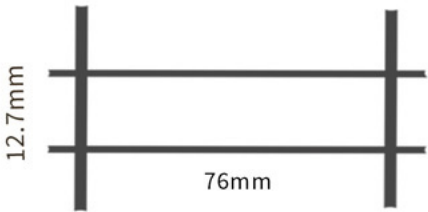
The Storm Secure fence system is at the forefront of high-security fencing solutions. The smaller anti-cut and anti-climb fence apertures deliver a high sense of security while upholding a see-through design. The Storm Secure fence can be used around residential properties, industrial properties, warehouses and more.



FENCE PANEL

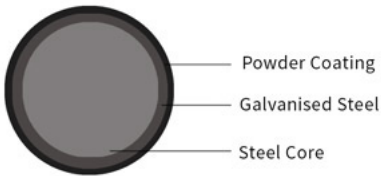


FENCE APERTURE



ANTI-CLIMB

CROSS SECTION OF WIRE

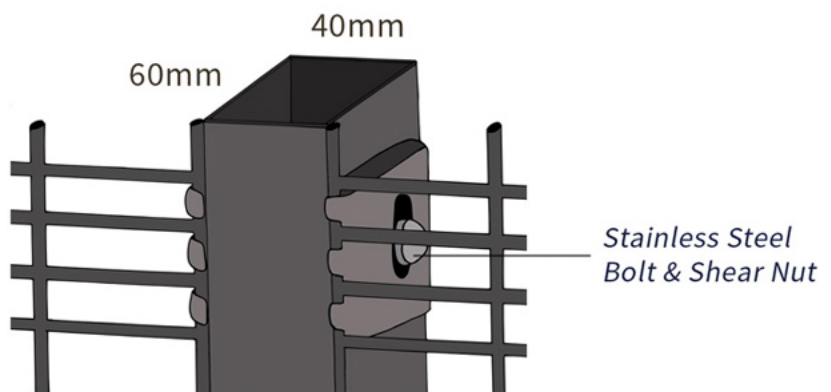


WIDTH	2,500mm
HEIGHT	2,200mm
APERTURE	76mm x 12.7mm
WIRE DIAMETER	3mm horizontal and 4mm vertical
BENDS	4 bends for strength
FINISHING	Hot-dip galvanised and powder coated
COLOUR	Charcoal



CROSS SECTION OF POST & SPIDER CLIP SYSTEM

Flush Mounted Fixing System





3m post with 7 pre-drilled holes

PROFILE	Rectangle, 40mm x 60mm
HEIGHT	3m
WALL THICKNESS	2mm
FINISHING	Hot-dip galvanised and powder coated
CAP	PVC
FIXING SYSTEM	7 x pre-drilled holes for Spider Clips and Stainless Steel Bolts and Shear Nuts



STORM FENCING has been manufactured in such a way to allow for security spikes to be fitted to the top of the fence. Electric fencing can be attached to Storm Posts.

